

6

AFFIDAVIT SUBMITTED BY

Jane McCollum

Chief Deputy Treasurer

NAVARRO COUNTY TREASURER

STATE OF TEXAS


COUNTY OF NAVARRO

Before me, the undersigned authority, on this day personally appeared the following named persons, and after being duly sworn, deposes and says: Honorable H. M. Davenport, Jr., County Judge, Honorable Jason Grant, Commissioner Pct. 1, Honorable Eddie Perry, Commissioner Pct. 2, Honorable Eddie Moore, Commissioner Pct. 3, and Honorable James Olsen, Commissioner Pct. 4.

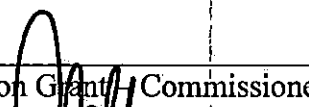
I, Jane McCollum, Navarro County Chief Deputy Treasurer, on this 26th day of October, 2020 present to the Navarro County Commissioners Court the revised Monthly Financial Report for the month ending on September, 2020 for the court to review and approve. This report is in compliance with section 114.026 of the Local Government Code, so therefore we hereby execute this affidavit for publication.

With this signed affidavit, We the Commissioners Court, state that the requirements of Subsection (C) have been met with the examination of this report.

Signed and executed this 26th day of October, 2020.




H. M. Davenport, Jr. – County Judge



Jason Grant – Commissioner Pct 1



Eddie Perry – Commissioner Pct 2




Eddie Moore – Commissioner Pct 3




James Olsen – Commissioner Pct 4

SWORN AND SUBSCRIBED TO BEFORE ME, this 26th day of October, 2020 by H. M. Davenport, Jr., Jason Grant, Eddie Perry, Eddie Moore, and James Olsen, in their official capacities as the members of the Navarro County Commissioners Court.



Sherry Dowd – Navarro County Clerk



**NAVARRO COUNTY, TEXAS
REPORT OF CASH AND INVESTMENTS
FOR THE MONTH OF SEPTEMBER, 2020**

FUND	BEGINNING BALANCE	RECEIPTS	BANK INTEREST	DISBURSEMENTS	ENDING BALANCE	TEXPOOL BEGINNING BAL	TEXPOOL DEPWD	TEXPOOL INTEREST	TEXPOOL ENDING BAL	TOTAL
GENERAL	6,697,003.42	1,240,084.71	3,957.77	2,342,918.04	5,597,727.86	883,735.27		150.28	883,925.55	6,481,654.41
COMMUNITY SUPERVISION	184,029.98	173,472.14	747.99	99,423.47	258,225.84	97,819.18		21.08	97,831.26	356,057.10
JUVENILE PROBATION	120,357.36	72,133.89	58.07	35,374.07	157,175.35	11,015.27		2.45	11,017.72	168,193.07
FLOOD CONTROL	1,536,962.65	2,667.35	814.40	30,120.00	1,510,324.40	2,269.41		0.58	2,269.99	1,512,594.39
ROAD & BRIDGE - PCT 1	348,788.17	24,825.70	178.60	100,070.37	273,717.40	82,738.47		7.05	82,745.52	306,462.92
ROAD & BRIDGE - PCT 2	329,337.03	31,788.79	166.47	117,862.37	243,429.92	81,735.69		77.48	81,801.17	324,634.09
ROAD & BRIDGE - PCT 3	969,848.13	25,067.71	490.09	155,498.50	839,907.43	89,451.28		74.95	89,526.23	909,373.66
ROAD & BRIDGE - PCT 4	1,060,718.68	24,825.70	533.12	148,704.93	937,377.57	80,409.29		17.91	80,427.20	1,017,804.11
H.I.D.T.A.	62,334.50	271,738.51	83.21	271,738.51	62,367.71	-		-	-	62,367.71
H.I.D.T.A. SEIZURE	31,639.40	-	16.16	-	31,656.26	17,811.11		0.10	17,811.21	33,447.70
DEBT SERVICE	452,579.01	5,476.97	230.47	-	458,299.35	2,893.22		0.10	2,893.32	460,593.16
CAPITAL PROJECTS	3,538.92	-	7.69	-	3,540.81	10,456.52		2.44	10,458.96	14,409.87
SHERIFF STATE SEIZURE	81,918.82	-	40.65	-	81,962.47	54.05		-	54.05	82,016.52
DISTRICT ATTY FORF	108,527.05	-	59.03	1,325.03	107,260.05	118,153.63		28.40	118,182.03	225,428.81
HEALTH INSURANCE	364,733.51	291,331.25	157.29	302,204.79	354,017.20	12,651.04		2.75	12,653.79	366,600.99
ECONOMIC DEVELOPMENT	-	-	-	-	-	2,260.57		0.18	2,261.15	2,261.15
TRUST	1,347,559.23	25,250.51	657.03	25,597.81	1,348,069.99	275,779.05		59.37	275,838.42	1,623,898.41
LAKE TRUST	241.40	-	0.16	-	241.53	100,104.93		81.57	100,186.51	100,408.04
REVOLVING & CLEARING	2,146,012.08	328,701.11	113.12	245,068.61	2,230,825.82	803.69		0.20	803.89	2,231,629.81
PAYROLL FUND	14,654.45	928,853.74	-	928,971.97	14,536.22	-		-	-	14,536.22
DISBURSEMENT FUND	96,222.91	3,099,950.49	339.80	3,099,950.49	96,562.71	-		-	-	96,562.71
2014 GO BONDS	101,379.74	-	54.07	-	101,433.75	-		-	-	101,433.75
SPECIAL REVENUE	186,983.37	816,097.01	323.50	6,723.20	796,685.68	-		-	-	796,685.68
SHERIFF FED SEIZURE	654,571.43	-	83.73	-	654,920.18	-		-	-	654,920.18
ELECTION CONTRACT	206,698.22	-	25.17	4,495.57	202,227.82	-		-	-	202,227.82
TOTAL	17,106,639.46	7,162,265.58	9,636.01	7,916,048.73	16,362,492.32	1,783,318.48	-	384.48	1,783,702.96	18,146,195.28

INTEREST EARNED:	CURRENT MONTH	YTD
	10,020.49	143,640.57

Jane McCollum
Prepared By: Jane McCollum / Chief Deputy Treasurer

10/13/2020
Date